

R-SS2 TV WM

Home Theater and TV protector




1400 Joules

Energy Absorption

R-Series Advanced Power Protection

A full line of products designed for the modern family with advanced features and characteristics needed for today's modern devices.



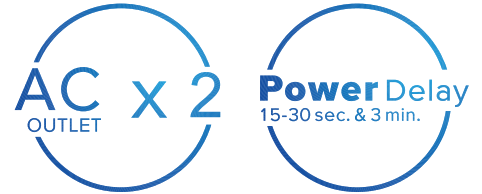




R-SS2 TV WM Home Theater and TV protector

The R-SS2 TV WM is an overcurrent suppressor, designed to extend the life of your equipment with high load, such as Home Theater and Televisions. Its ultra compact and lightweight design makes it more attractive, the R-SS2 TV WM is powered by AC from a common outlet in your home, but the main function is to protect your equipment from those energy discharges or sudden cuts of the same, that cause irreparable damage.

Power will be restored once it is at optimum levels. The selector has 15, 30 seconds or 3 minutes options, which allow them to compressor depressurized and gradually reduce the high demands of current that affect surrounding equipments.



MODEL	R-SS2 TV WM
Input capacity(watts)	1800W [15A]
Input voltage [Vca]	120Vac
Input voltage range[Vca]	90 - 140Vac
Delay selector	15 - 30 seg. & 3 min.
Reaction capacity	1400 Joules

"Specifications subject to change without notice"



Bolivia: 800-100156 **Colombia:** 01800-5181617 **Costa Rica:** 800-4357237 **El Salvador:** 800-6773 **Honduras:** 1800-25616099
México: 001800 514 8611 **Panamá:** 011-00800-2268611 **Perú:** 0800-54674 **República Dominicana:** 1888-7514876 **Venezuela:** 0800-1627485